






# GRASSMAX™

## Blade System



The only Blade System in the World manufactured to meet precise design tolerances incorporated into every Grasshopper DuraMax™ Deck. Austempered, boron steel heat treated to precise molecular structure and hardness is the backbone of a blade series that ensures superior cut quality, long life, minimal grass buildup and optimum airflow for side or rear discharge, mulching or collection. GrassMax™ blades are *through-hardened* to stay sharp longer (and survive more sharpenings) than the lesser case-only hardening found in throw-away aftermarket blades. If cut quality and longer wear are important, make sure your blades have the Grasshopper name or logo!

High-Lift Notched	Extreme High Lift Notched	Medium Lift	Contour	Hi - Lo Mulching
 <p>Recommended for most <b>normal side-discharge applications</b>, from the moist grass conditions of early spring to final mowing in the fall.</p> <p><i>High Lift Notched Blades are not recommended for mulching or vacuum applications. Consider Medium Lift or Contour blades in dry, sandy soils.</i></p>	 <p>Recommended for side-discharge applications in <b>very lush or overgrown conditions</b>. They are recommended for use with liquid-cooled models or air-cooled models greater than 23 hp.</p> <p><i>Extreme High Lift Notched Blades are not recommended for mulching or vacuum applications and should never be used in dusty, sandy conditions.</i></p>	 <p>Recommended for use with all <b>PowerVac® Collection Systems</b>.</p> <p>Medium Lift Blades are required with certain mulching packages -- use Medium Lift Blades with any mulching package that originally included Medium Lift Blades.</p> <p><i>Medium Lift Blades are also satisfactory for many side-discharge applications, including dry, sandy conditions.</i></p>	 <p>The blade of choice for the highest quality cut in <b>side discharge mode in ideal conditions</b> where the "one-third" rule is followed. They are also preferred when mowing over <b>dry, sandy soils</b>. In high-profile areas that are mowed on a regular basis, Contour Blades will leave the most manicured cut.</p> <p><i>Contour blades are not recommended in lush, moist high volume conditions.</i></p>	 <p>Designed for use with all mulching packages beginning with serial number 5700000 &amp; above. In conjunction with the Down Discharge™ mulching baffles, Hi-Lo Mulching Blades recut clippings multiple times thanks to an extended cutting edge and a carefully crafted rise &amp; fall airflow pattern that helps clippings disappear into the turf canopy.</p> <p><i>Use Medium Lift blades if they were provided with your original mulching package.</i></p>
<p><i>In dry, dusty conditions, insure that deck is leveled properly and consider using <b>Air Dams</b> to minimize dust blow-out from around deck.</i></p>				
<p><b>High-Lift Notched Blades</b> Order Numbers:</p> <p>15-inch blade ..... 320234 18-inch blade ..... 320239 21-inch blade ..... 320245 25-inch blade ..... 320253</p>	<p><b>Extreme High Lift Notched Blades</b> Order Numbers:</p> <p>15-inch blade ..... na 18-inch blade ..... 320241 21-inch blade ..... 320246 25-inch blade ..... 320254</p>	<p><b>Medium Lift Blades</b> Order Numbers:</p> <p>15-inch blade ..... 320231 18-inch blade ..... 320236 21-inch blade ..... 320242 25-inch blade ..... 320250</p>	<p><b>Contour Blades</b> Order Numbers:</p> <p>15-inch blade ..... 320233 18-inch blade ..... 320238 21-inch blade ..... 320244 25-inch blade ..... 320252</p>	<p><b>Hi-Lo Mulching Blades</b> Order Numbers:</p> <p>15-inch blade ..... 320235 18-inch blade ..... 320240 21-inch blade ..... 320247 25-inch blade ..... 320255</p>

**BLADE SIZE REQUIREMENTS:**

**41-Inch Decks:** Two (2) 21-inch blades     **44-Inch Decks:** Three (3) 15-inch blades     **48-Inch Decks:** One (1) 15-inch blade and Two (2) 18-inch blades  
**52-Inch Decks:** Three (3) 18-inch blades     **61-Inch Decks:** Three (3) 21-inch blades     **72-Inch Decks:** Three (3) 25-inch blades